

Amlib

Release Notes

Version 6.3
(for MS SQLServer and Oracle)

Last Updated: 26 May 2017

© 2017 OCLC (UK) Ltd

ALL RIGHTS RESERVED. Permission is granted to electronically copy and to print in hard copy portions of this document for training purposes by licensed users of the Amlib Library Management System. Any other uses – including reproduction for purposes other than those noted above, modification, distribution, republication, transmission, re-transmission, modification, or public showing – without the prior written permission of *OCLC (UK) Ltd* – is strictly prohibited.

Support:

Australia: 1300 260 795 (Local call cost in Australia)

Email:

support-anz@oclc.org

Amlib Help Desk (TOPDesk):

<https://oclc.topdesk.net/tas/public/login/form>

OCLC Amlib Support Documentation:

<https://www.oclc.org/support/services/amlib.en.html>

Sales:

Australia: 1300 260 795 (Local call cost in Australia)

Fax: +61 (0) 3 9929 0801

Email: sales-amlib@oclc.org

www.oclc.org/en-AU

CONTENTS

SUMMARY OF NEW FEATURES IN Version RELEASE 6.3	4
Release V6.3 provides enhancements and fixes in the following Amlib components:.....	4
* Amlib client.....	4
* Amlib OpenOPAC.....	4
* Amlib OpenReports	4
FIXES AND ENHANCEMENTS PROVIDED FOR IN THE FOLLOWING: AMLIB CLIENT	5
Stockitem.....	6
Borrower	7
Reports	7
NetOpac	8
OPENOPAC	8
OPENReports.....	12

SUMMARY OF NEW FEATURES IN VERSION RELEASE 6.3

Release V6.3 – Is compatible with both Microsoft SQLServer and Oracle operating systems

Many added features & bug fixes have been developed for this version release, covering several modules of Amlib as can be seen by the table of Contents. Many are enhancement requests that have been made by Librarians as well as necessary bug fixes.

The following Amlib components will be updated with v6.3 :

- * Amlib client
Apply: Amlib6.3Upgrade.exe

- * Amlib OpenOPAC
Apply: OpenOPAC Installers 6.3

- * Amlib OpenReports
Apply: OpenReports Installers 6.3

OPENOPAC IMPORTANT NOTE: If you currently have a previous version of OpenOPAC installed, you are advised to use this new 6.3 installer and it will detect that OpenOPAC is currently installed and so will not overwrite your settings or themes you have in place. If you have never installed OpenOPAC, this v6.3 installer will do the full install for you too. Available here <https://www.oclc.org/support/services/amlib/downloads-software-updates/version6-3/setup-programs.en.html>

FIXES AND ENHANCEMENTS PROVIDED FOR IN THE FOLLOWING: AMLIB CLIENT

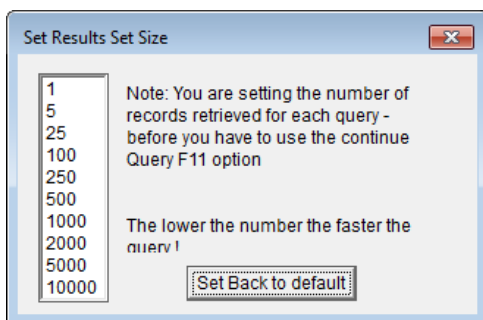
Amlib Client

Note: Help files are best viewed as Web Layout in Word (from the View Menu) as they were designed to be html document. If they come up in A4 size when Ctrl H is selected, go to the View Menu in Word and select Web Layout.

- Can be set up as Favourites in an Internet Browser (for example *Internet Explorer*, *Firefox*). Open the Help folder for the module and link to the file with the frame – for example: **Borframe.htm**
- Viewed in the Browser with the xxxframe.htm you get the Index down the side to the left which makes finding the information easier
- **[AMB-704]** – For ClickView integration, **Rasissue** will now allow both URLs to be converted to Marc, so that both URLs can be imported into Amlib.
- **[AMB-1024]** - Opac32.exe now recognizes the database Version number now, when logging on for the first time.
- **[AMB-1320]** – When using the 32ClientOpac client, suggestions were appearing twice on the Supervisor/OpacSuggest window – this has now been resolved.

Authority

- **[AMB-1306]** - Authority Marc Tag Maintenance - when Rebuilding all the keywords for authorities, if you selected one tag then all other subsequent tags were also being selected. This has now been corrected, so that now only tags chosen will be selected for your Authority Rebuild of Keywords task. Non-authority tags were not affected by this issue.
- **[AMB-1379]** Increase Set Search Size in all modules: Authority, Borrower, Stockitem and Catalogue has now been increased to maximum of 10,000 To keep this consistent, across all modules.



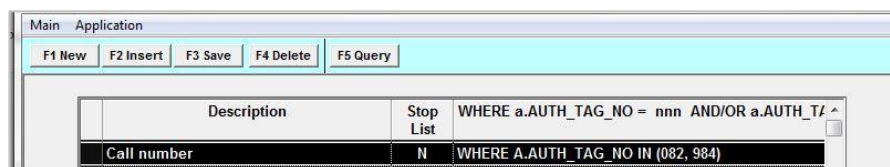
Supervisor

Amlib Release Notes - Version 6.3

- **[AMB-714]** - Call No. info is now shown in the 'Notepad' window upon receiving reservation via NetOpac
- **[AMB-715]** - Permission for MassItemDeletion & MassBorrowerDeletion in Supervisor have now been split, so they can be assigned Individually to users if required.
- **[AMB-781]** - The Amlib Calendar now has a dropdown box, to select a specific branch or multiple branches you wish to "Copy to" instead of just "Copy to all"
- **[AMB-1280]** - OpacSuggest screen has been updated & corrected to match the functionality it now offers. Changes to borrower detail are now viewed in the Borrower > Application > BorrowOnlineChanges screen
- **[AMB-1297]** - Open Transactions, Targets & their Menu permissions in Usernames have now been removed from the Supervisor module as they are no longer required for OpenOPAC
- **[AMB-1319]** - OpacSuggest now determines what type of Request it is coming in from OpenOPAC, NetOPAC or 32ClientOpac to help staff process the requests more easily.
- **[AMB-1331]** - OpenOPAC- Home Page now has further options to help setting up & controlling the layout of the page. So, you do not need to set your page up in an HTML editor like Dreamweaver or Notepad++ to get the look you want.

Catalogue

- **[AMB-1338]** – If you get SQL Error when searching the catalogue via call number, check your Main> Catalogue > Cat Query Search options screen and under the ensure you have the IN in the call number query



Stockitem

- **[AMB-114]** - Stockitem Cat Browse search issue resolved – where searching for any author with first name ending with 'x' returned no results for example, Scarrow, Alex or Duval, Alex.
- **[AMB-695]** - Floor Location field can now display up to 30 characters
- **[AMB-716]** - Request to fix issues with stockitem temp, floor & Origin/Source not being updated with changes

- **[AMB-1296]** - Reservation Function keys are now displaying all of the time on all screens regardless how Reservations are accessed.

Borrower

- **[AMB-106]** - Merging borrowers now updates borrower name column in financial transaction table
- **[AMB-674]** – Can now search on Guardian Address (Address3) and Guardian Name in Borrower Where and in Borrower Reports
- **[AMB-749]** - Address strings entered in upper case in the Borrower Address screen now remain in upper case & no longer get transferred to lower sentence case when saved
- **[AMB-750]** - There was an issue whereby setting the permission to 'Take' permissions from Borrower > Address, only took away the permission from Borrower>Issues>Address & not from the Borrower > Address in the borrower module. It now removes permission from both if required.
- **[AMB-994]** - RESGET Memo in borrower's module, is now automatically deleted upon cancellation of reserves in OpenOPAC or NetOpac
- **[AMB-1098]** – Can now delete a Borrower Title Field from Borrower >Borrower Titles window if it's a New Borrower Title that has been entered.
- **[AMB-1159]** - When a DOB is entered incorrectly such as 10/10/1012 - you no longer get an SQL Error you'll get a pop-up saying format is incorrect, so it can be corrected instead.
- **[AMB-1308]** - Mass change to Borrower Email use to just leave a blank field rather than making it NULL – so it would look like there was no email present but as it wasn't NULL on the database, it would be viewed as not being blank/empty when running OpenReports. This has now been corrected, so when you do a mass Borrower email change the field is now made NULL.
- **[AMB-1327]** - Reserves from OpenOPAC are removed from Borrower reservation screen in Amlib once it's been fulfilled.
- **[AMB-1328]** – When a customer is about to delete one of the Titles in the Table (Mrs., Mr.) system now checks if borrowers are attached to this Title, so now will not delete if it's in use.

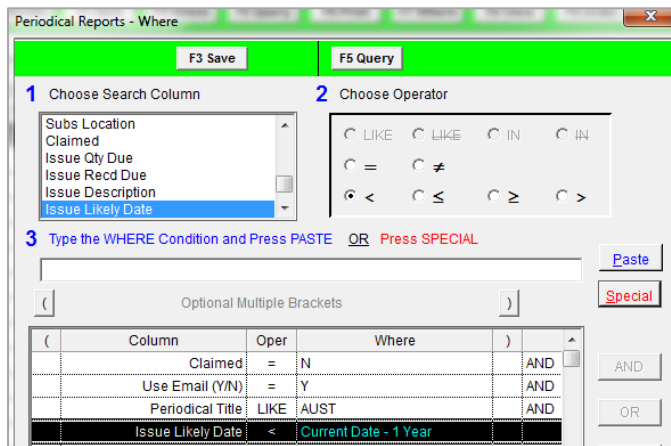
Periodicals

- **[AMB-258]** - Current supplier field in Periodical is now being updated

Reports

- **[AMB-659]** - modify RepPeriodical claim notice **&picle.qrp** to allow use of periodical issue likely date (pi_likely_date) in your Where statement, instead of due date for reporting.

Customers will need the new template that is in this release



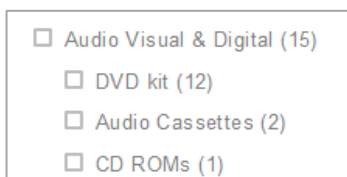
- **[AMB-662]** - Floor Location is now shown on the new **&RESLIST** report template in this release
- **[AMB-708]** - Launch Scheduler Unattended- now allows additional command line parameters to control what elements of the report scheduler are started (e.g. print, file or email)

NETOPAC

- **[AMB-917]** - NetOpacs - HTTPS links now open when added to the 856 tag - For them to work effectively the amlib.ini file needs the parameter 856Subfields=z within the NetOpacs folder. Once in there the link worked correctly.
- **[AMB-986]** - NetOpacs- All Borrower changes made On NetOpacs now only appear on the BorrowerOnlineChanges table now & will be deleted from this screen once F3Update is selected.

OPENOPAC

- **[AMB-286]** - **Format Search Options** can now be grouped, instead of individually listed - to make refining your search more effective



Amlib Release Notes - Version 6.3

- **[AMB-546]** - **Current Loans** and **History** tables in the **My Account** section now has an extra column added to show the format borrowed

Title:	Author:	Format:	Barcode:	Date issued:	Date due:
History of KPMG in Australia: booklets on antecedent firms	KPMG NATIONAL LIBRARY SERVICE (ed.)	Books	S0000056	26/04/2017	17/05/2017
City messenger		Newspaper	A0012039	26/04/2017	26/04/2017

Title:	Author:	Format:	Barcode:
Catching the wolf of wall street	BELFORT, Jordan	Books	S0037122
Tax administration : facing the challenges of the future.	EVANS, Chris (ed.)	Books	M0024574
Accounting for certain mortgage banking activities.	FINANCIAL ACCOUNTING STANDARDS BOARD	Books	SB002603

- **[AMB-819]** - When user is logged in to their Account in OpenOPAC, it now automatically inserts the user's email address into the email field when an email option is selected

Email address: maryanne@123hotmail.com

Preview

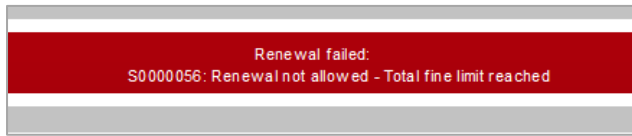
Oracle Library
Result List

Taxation in Australia : red edition
Query words found here:
Title1: Taxation in Australia : red edition
Format: Serial
Publisher: Sydney : Taxation Institute of Australia, 1992-1997
Publication Year: 19921997

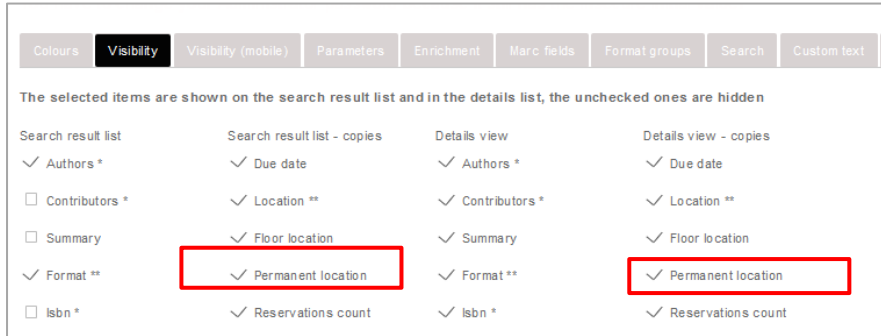
Location:	Floor lo...	Perman...	Status:	Reserv...	Due date:	Call nu...	Collect...	Format:	Descrip...	Reserve
Melbourne		Melbourne	Available	0		SS	Book No...	Serial		
Brisbane		Brisbane	Available	0		SS	Serial	Serial		
Sydney		Sydney	Available	0		SS	Serial	Serial		
Brisbane		Brisbane	Available	0		SS	Book No...	Serial		

- **[AMB-895]** - OpenOPAC - Reserve memo – RESRET – is now being transferred across to the My Account memos
- **[AMB-992]** - OpenOPAC - ILL Requests which are allocated and have been processed [on hold for the patron] cannot be deleted by the patron in OpenOPAC now. If they want to cancel their request after its been processed, they will need to go to the desk to cancel their request. If the ILL request has not been processed they can delete the request.
- **[AMB-1058]** - An extra option is now available on the visibility tab so that the description field in the Stockitem module if present, can be displayed if required - [using **Configuration > Visibility Tab**]
- **[AMB-1318]** - "Renewal Failed" messages have now changed, so that item barcode is given so if renewing more than one item you will know which one was not renewed and why.

Amlib Release Notes - Version 6.3

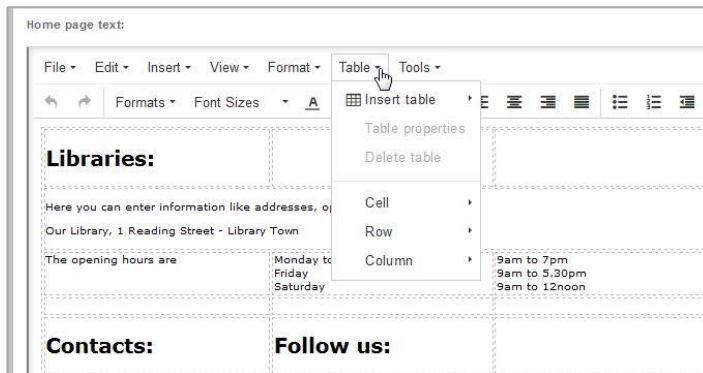


- **[AMB-1321]** - A new setting has been added under **the Visibility** Tab. You can now also show the Permanent location of an item rather than just the default temp **Location** of items on the copy tables.



Location:	Floor location:	Permanent L...	Status:	Reserved:	Due date:	Call number:	Collection:	Format:
Sydney		Sydney	Available	0		610 FRI 99	Book Normal	Books
Adelaide		Adelaide	Available	0		610 FRI 99	Book Normal	Books

- **[AMB-1323]** – If there is an apostrophe in Author's name it's now showing correctly
- **[AMB-1331]** – Configuring the Home page has been improved by adding an option to add tables, delete/insert cells and rows in a table. It now has further options to help control the desired layout



- **[AMB-1339]** - OpenOPAC now allows the binding of multiple host names to the same port, so you can access the site from different addresses. For example, you can use Microsoft TMG port forwarding or similar products; So that the external user goes to <http://amlib.xxxxxx.gov.au> which then gets forwarded to a TMG server. The TMG server then forwards the request to the internal server running on <http://xxxxxxx:89>

Amlib Release Notes - Version 6.3

- **[AMB-1340]** – When banned you could not Reserve or Renew items. This has now been extended to making requests as well, so that if you are banned you can no make requests either.
- **[AMB-1341]** – When using **JoinOnline** the Terms and Conditions are now mandatory for the registration to go through, before they were not.
- **[AMB-1342]** - OpenOPAC - nullable object error when uploading all catalogues has been identified with a possible error being on database, such as a null field in a subfield of as tag. If you get this error when uploading all your catalogues, please log a call on Topdesk for a resolution.
- **[AMB-1343]** - **JoinOnline** - was unsuccessful if you do not put a DOB. The Date of Birth is now a required field for validation.
- **[AMB-1351]** –You can now search for Titles using square brackets [], without getting an error.
- **[AMB-1352]** - Enrichment provider LibraryThing only needs a subscription to their service. You will then be given a Client ID. You just need to enter this Client ID into the configuration > Enrichment Tab, for their content to display, including their Browse shelf.
- **[AMB-1353]** – When viewing Goodread reviews that are long, there is no longer an error given if you select **Next page**.
- **[AMB-1361]** - Format Groups can now be setup in OpenOPAC Configuration, so you can specify the exact format you are after, by using the facets on the side to get more refined results by format
- **[AMB-1366]** - Format Groups can be selected in Advanced Searches
- **[AMB-1367]** - Enrichment TAB - now allows 2 enrichment products to be selected and the one that shows for covers, is controlled by the use ‘for covers’ tick box option. You can now have both Syndetic content & Library thing for Libraries content displaying on your Bib records.
- **[AMB-1368]** - Local images now display as Book Cover images if set up under the enrichment section in configuration and the use for covers box is ticked.
- **[AMB-1374]** - The minus sign no longer eliminates words from a Search. Need to use Boolean terms NOT if you do not want something returned in your results.
- **[AMB-1375]** – No phrase searches, double quotes “ ” around terms have no effect on the search results, they are treated as a combination of keywords.
- **[AMB-1378]** – In Change My Details section -the Birthdate is now recognized as being populated when it’s been entered.

OPENREPORTS

Most importantly, it is necessary to set permissions in Amlib > Supervisor using the viewing menu prior to logging into OpenReports.

Setting Users and Permissions within Amlib

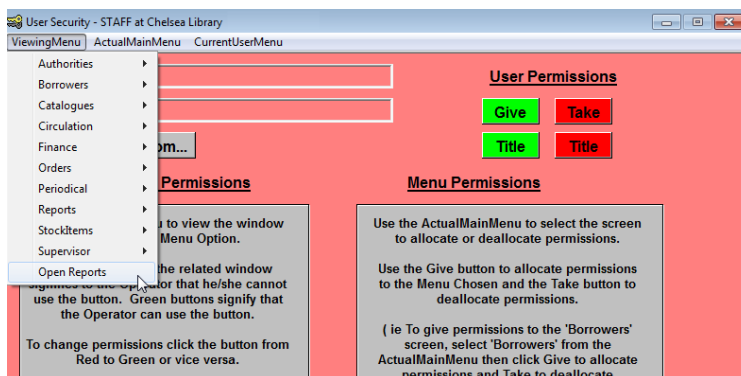
OpenReports requires a valid login as found in the Amlib system – check **Supervisor > LibraryMenu > UserNames** for a list of valid Users within Amlib. Once logged in it is possible to set up a range of reports which are then available to other Users within Amlib here, unless the “Private” setting has been used to keep them only available to a certain login.

Permissions as to whether the User can access, edit, schedule, or go to Administrator is dependent on the privileges set up in **Supervisor > LibraryMenu > UserNames** – using the **Viewing Menu**. *They will need at least Run to be able to log into OpenReports. If no permissions are set, the User will not be able to login at all.*

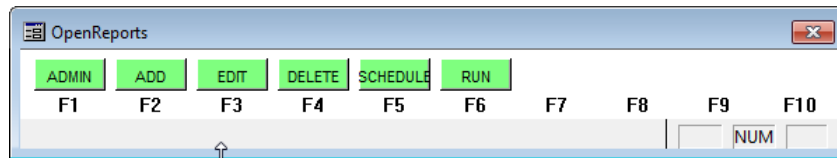
1. Access the Amlib programs and go to **Supervisor > LibraryMenu > UserNames**
2. Highlight the User and select **F8 Choose**

User Name	Location	Circ at this Location Only (Y/N)	Level
CHRIS	HASTINGS	N	100
CIRC	CHELSEA	Y	100
CLPRACY	CHELSEA	N	50
DIY	YDIY	Y	50
DIY1	CHELSEA	N	91
DIYLKS	CHELSEA	N	1
FIONA	BELMONT	N	90
JOHN	CHELSEA	N	100
LKSDIY	CHELSEA	N	91
NETOPACS	WEB	N	100
OPAC1	CHELSEA	N	91
STAFF	CHELSEA	N	100
STAFF	CHELSEA	N	100

3. The **User Security Window** will display
4. From the **Viewing Menu >** select **Open Reports**



5. The **Button security** will display which can be interpreted as follows:



6. If the Buttons are **Green**, the User has Access to the OpenReports functions. If the Buttons are **Red**, they are refused that privilege
 - a. **Admin**: Can access the Administration window
 - b. **Add**: Can create new reports
 - c. **Edit**: Can change existing reports
 - d. **Delete**: Can delete existing reports
 - e. **Schedule**: Can schedule existing reports to run at a set schedule
 - f. **Run**: Can run reports from the Report Viewer
- **[AMB-1307]** – you will now get a warning pop-up telling you to save the report you were working on when you select “New” to create another report.
 - **[AMB-1313]** - Today date function now defaults to – days as its default. Mostly libraries are looking back in the past as to when items were due; when borrowers had joined. Most of the operators would be minus therefore this is now the default on the screen.
 - **[AMB-1316]** - New report now defaults to Display to First 1000 instead of none or all, when creating new reports – to help with previewing report results
 - **[AMB-1227]** - OpenReports now work with Oracle as well as SQL databases in this 6.3 version.
 - **[AMB-1312]** – Some user interface changes have been made to make it more user friendly. Have move the format drop down list and start button under the report selection list on the report viewer screen for better usability. Report scheduler screen now only has the one report title displayed instead of two. On the login screen the upper login "button" has now been removed as the real button required is at the bottom.

The screenshot displays the Amlib OpenReports web interface. At the top, the title 'Amlib OpenReports' is visible, along with the current user 'ADM'. Below the title is a navigation menu with options: Home, Report Viewer, Report Designer, Report Scheduler, Administration, and Log out. To the right of the menu are buttons for Preview, Save, Cancel, Delete, Copy, and New. The main area is titled 'Selected report' and shows 'New catalogue entries' as the selected report. A 'Click to see/hide help' link is present. The configuration section includes fields for Report title (New catalogue entries), Group (Bibliographic), Sub group (List), Report type (Table), Orientation (Landscape), and Show sql (Sql). On the right, there are 'Show details' options: All (selected), None, First 1000, and Top. Below these are checkboxes for Show sub totals, Show total, Private, Show header on first page (checked), Show header on next pages, and System report. At the bottom, there are five columns for field configuration: Entities / Data fields, Display fields, Group fields, Filters, and Order by. The Entities / Data fields column lists Acquisitions Budget, Acquisitions Invoice, Acquisitions Order, and Authorities. The Display fields column lists Tag No, Authority Details, Catalogue Non Authority Details, and Catalogue Non Authority Details L. The Group fields column lists Catalogue Ref Number. The Filters column shows a conjunction of 'And' and a filter for 'Catalogue Tag Number' with an 'Equal' operator. The Order by column shows 'Title' ordered 'Ascending'.

NOTE: If Using an Oracle database when using OpenReports, there are a few differences in how the bibliographic reports are run (see [OpenReports user guide](#)) some of the Long Data fields in Bibliographic data require different Data Fields to that in SQL Server. So, they will need to be set up a little differently, to run correctly when using an Oracle database.