



# **OLIB Service Pack 11 Release Notes**

**OLIB™**  
OCLC UK Limited  
City Gate, 8 St Mary's Gate, Sheffield, S1 4LW, UK

© OCLC UK Ltd, June 2017

Unless otherwise stated, OCLC owns the copyright in this document including the content, page layout, graphical images, logos, photographs and trademarks. With the exception of permitted fair dealing under the Copyright, Designs and Patents Act 1988 no part of this document may be reproduced or transmitted in any form or by any means or stored in any electronic retrieval system without prior written permission of OCLC. All moral rights in the contents of this document are hereby asserted.

## TABLE OF CONTENTS

<b>1. INTRODUCTION AND REVISION HISTORY .....</b>	<b>3</b>
<b>2. OLIB WEB / WORLDVIEW / SYSTEM / GENERAL .....</b>	<b>5</b>
2.1. REDESIGN AND REVIEW OF THE REFINE SEARCH DIALOGUE .....	5
2.2. MINOR ENHANCEMENTS.....	8
2.3. BUG FIXES .....	9
<b>3. USER MANAGEMENT, USER GROUPS AND LOCATIONS .....</b>	<b>10</b>
3.1. MINOR ENHANCEMENTS.....	10
3.2. BUG FIXES .....	10
<b>4. CIRCULATION.....</b>	<b>11</b>
4.1. CONFIGURABLE TRANSACTION TYPES LIST ON THE I/R/R SCREEN.....	11
4.2. MINOR ENHANCEMENTS.....	12
4.3. BUG FIXES .....	13
<b>5. CATALOGUING.....</b>	<b>14</b>
5.1. MINOR ENHANCEMENTS.....	14
5.2. BUG FIXES .....	15
<b>6. KEYWORD INDEXING AND SEARCHING.....</b>	<b>17</b>
6.1. MINOR ENHANCEMENTS.....	17
6.2. BUG FIXES .....	17
<b>7. OPAC .....</b>	<b>18</b>
7.1. MINOR ENHANCEMENTS.....	18
7.2. BUG FIXES .....	19
<b>8. FUNDS AND ACQUISITIONS .....</b>	<b>20</b>
8.1. BUG FIXES .....	20
<b>9. SERIALS MANAGEMENT.....</b>	<b>21</b>
9.1. MINOR ENHANCEMENTS.....	21
9.2. BUG FIXES .....	21
<b>10. REPORTS, ALERTS AND SDI .....</b>	<b>22</b>
10.1. OLIB REPORTS .....	22
10.2. OLIB REPORTS REPOSITORY AND OLIB REPORTS EXCHANGE .....	22
10.3. MINOR ENHANCEMENTS .....	22
10.4. BUG FIXES .....	23
<b>11. DATA EXCHANGE / LINK CHECKER / Z39.50 SEARCHING .....</b>	<b>24</b>
11.1. SUBSET SYNCHRONISATION WITH 3 <sup>RD</sup> PARTY DISCOVERY SERVICES .....	24
11.2. MINOR ENHANCEMENTS .....	25
11.3. BUG FIXES .....	26
<b>12. DIGITAL/FILM CATALOGUING .....</b>	<b>28</b>
12.1. DIGITAL/FILM CATALOGUING.....	28
12.2. BUG FIXES .....	28
<b>13. INTERNAL / OTHER .....</b>	<b>29</b>
13.1. MINOR ENHANCEMENTS .....	29
13.2. BUG FIXES .....	29
<b>14. SEARCH REFINEMENT CHANGE DETAILS .....</b>	<b>30</b>
<b>15. DOCUMENTATION QUALITY CONTROL SHEET .....</b>	<b>33</b>

## 1. INTRODUCTION AND REVISION HISTORY

### Introduction

OLIB Service Pack 11 is the eleventh service pack for OLIB. It delivers 98 enhancements and bug fixes, including a significant re-write of the OLIB reporting module delivered as OLIB Reports, together with several performance and workflow improvements.

OLIB 9.0 SP10 is a prerequisite for OLIB 9.0 SP11.

Subsequent sections give full details of each enhancement or bug fix included in SP11, including instructions on how to configure OLIB to implement the change and how to use the new functionality where relevant.

### Configuration Notes

No mandatory configuration is required in SP11.

### Technical Notes

#### *Configuration notes for Apache 2.4*

The configuration syntax for Apache httpd changed between versions 2.2 and 2.4. The default installation will generate a sample configuration for Apache 2.2. The key change resides within the <Directory> configuration section as follows:

Apache 2.2	Apache 2.4
Order allow,deny Allow from all	Require all granted

#### *IE8 and earlier*

Service Pack 10 included updates to underlying 3<sup>rd</sup> party software which do not work with **Internet Explorer 8 or earlier**. This 3<sup>rd</sup> party software is a core part of the application, providing essential operation for the circulation desk, cataloguing and navigation around the system. This remains unchanged in Service Pack 11.

The Tomcat configuration file will require an additional section to identify a 'jdbc/urlDed' environment setting or to configure a 'dedicateddb' connection in parallel to the 'configdb' connection.

This can be achieved with one of the two methods below, dependent on the current Tomcat configuration style:

1. Add a new Environment setting next to the existing "jdbc/url" setting to specify a database connection using a Dedicated server. For example:

```
<Environment name='jdbc/urlDed' type='java.lang.String' override='false'
value='jdbc:oracle:thin:@(DESCRIPTION=
(ADDRESS_LIST=(ADDRESS=(PROTOCOL=TCP) (HOST=localhost) (PORT=1521))) (CONNECT_DA
TA=(SERVER=DEDICATED) (SERVICE_NAME=olib))' />
```

2. Add a new Resource section, next to the existing Resource section for "jdbc/configdb". For example:

```
<Resource name="jdbc/dedicateddb"
type="javax.sql.DataSource"
driverClassName="oracle.jdbc.driver.OracleDriver"
auth="Container"
maxActive="300"
minIdle="0"
maxIdle="0"
maxWait="10000"
```

```
username="wv20"
password="wv20"
url="jdbc:oracle:thin:@(DESCRIPTION=
(ASSOCIATION_LIST=(ADDRESS=(PROTOCOL=TCP) (HOST=localhost) (PORT=1521))) (CONNECT_DATA=
(SERVER=DEDICATED) (SERVICE_NAME=olib))) " />
```

NB: This is for a Tomcat 6 deployment. Refer to Technical instructions for Tomcat 8 equivalent settings.

This change has been made in order for the Normalise Services within OLIB Web to be able to connect using a Dedicated server connection, rather than each thread occupying a Shared Server process almost full time.

Ref: OLB-14380

*This change was also included in OLIB Web 2.2.10.1.*

## Layout Changes

The following layouts are changed by the installation of OLIB 9.0 SP11:

- Admin Client Defaults
- Calendar
- Copy Statuses
- Digital/Film Projects
- Digital/Film Project (Group) Notes
- Email Lists
- Geographic Codes
- Locations
- MARC21 Mappings
- Notices
- Object Types
- OLIB Defaults
- Output Formats
- Places
- Reports and related layouts
- Styles
- Title ISNs
- User Categories

If you have made any changes to any of the layouts and/or sheets in these domains since your last full upgrade (i.e. OLIB 9.0, not just a service pack installation), these changes will be lost when OLIB 9.0 SP11 is installed.

---

## 2. OLIB WEB / WORLDVIEW / SYSTEM / GENERAL

---

The release version of OLIB Web that is applicable to SP11 systems is OLIB Web 2.2.11 (Build 50).

The release version of WorldView that is applicable to SP11 systems is WorldView SP5 (Build 308865).

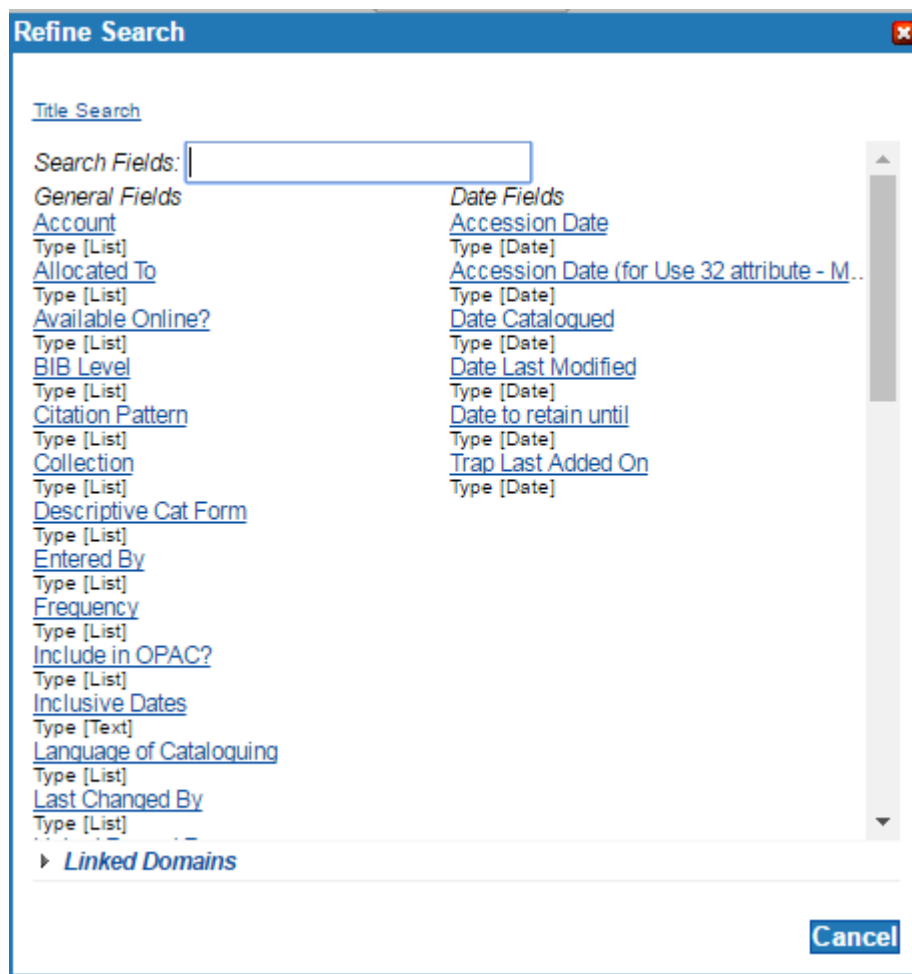
---

### 2.1. Redesign and Review of the Refine Search Dialogue

---

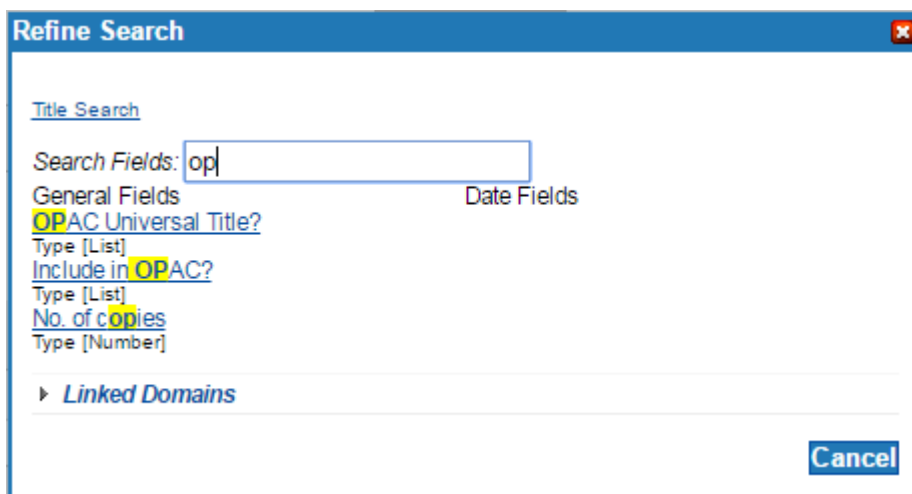
The Refine Search dialog has been redesigned and, for several domains, its content has been reviewed.

The Titles domain's Refine Search dialog is shown below:



The fields are listed in two columns – General Fields and Date Fields.

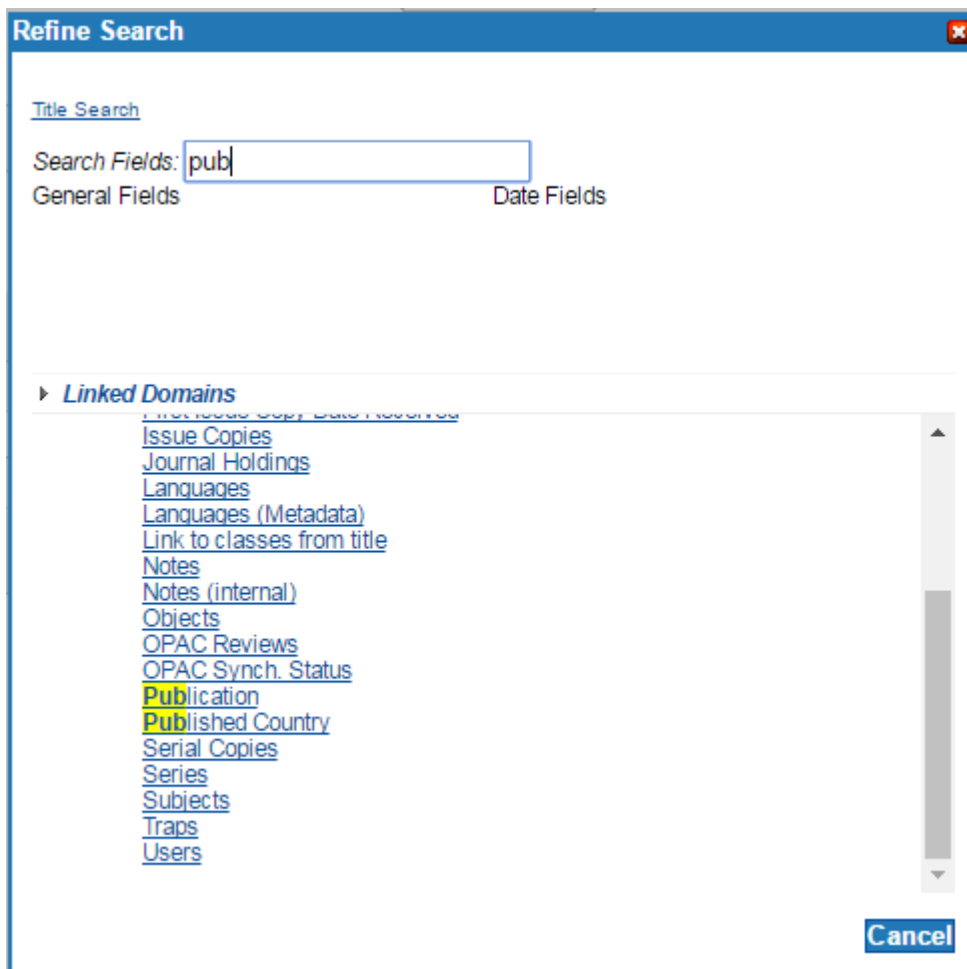
The new design includes a “Search Fields” box, into which you can type part of a field name to navigate directly to that field. This search box is only shown if there are more than 15 fields listed in either column. For example:



Here, the user has entered “op”. OLIB Web has therefore presented the fields that **begin with** the text entered (OPAC Universal Title?), followed by fields whose name **contains words starting with** the text entered (Include in OPAC?), and finally any fields which contain the text entered **somewhere else** in their name (No. of copies).

The Linked Domains have been moved from the right-hand column to an initially-collapsed list which is displayed in full when you click on “Linked Domains”.

**Hint:** if the user enters text that is not found on the main fields, the text will be searched for in the Linked Domains section, including in the fields in those linked domains. The results are presented as below:



Inclusion or exclusion of fields in the refinement dialogue (including the Linked Domains) is now manageable through the **Enable Filter** flag on the attribute record.

Fields are included in the primary domain's list of General Fields and Date Fields if there is something in the attribute's Constrain field (which determines what type of filter option is used for that domain, Value, List or Date) **and** Enable Filter is either null or set to Yes. So, to exclude a field from the domain's list of General Fields or Date Fields, simply set the attribute's Enable Filter flag to No.

Linked domains are listed in the primary domain's list of linked domains if at least one of their attributes has something in its Constrain field **and** its Enable Filter is either null or set to Yes **and** the linked domain's attribute itself has its Enable Filter flag is either null or set to Yes. So, to hide a linked domain from all primary domains' Linked Domain lists, set all of the linked domain's attributes' Enable Filter flags to No. To hide a linked domain from a specific domain's Linked Domains list, simply set the respective linked domain attribute's Enable Filter flag to No.

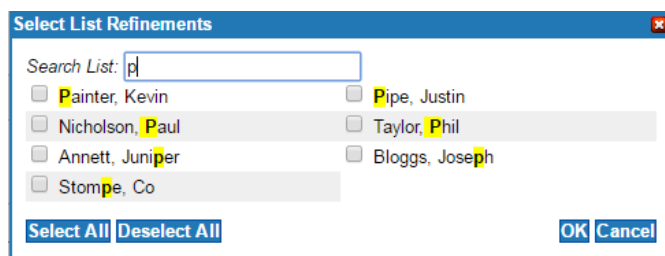
Note that, if a change is made to an attribute's Enable Filter flag, an OLIB Web rebuild is required for the change to take effect.

Several duplicated Linked Domains have been removed as part of this development. Full details of the changes to the filter options in each domain can be found at the end of this document under [Search Refinement Change Details](#).

Several new options are available for text refinements, together with minor changes to existing options. These are described in the table below:

Option	Description
Similar to	This option has been amended to be not case sensitive. This was always the situation for fields that are normalised, but it has been extended to all fields.  This change may have a noticeable performance impact. Contact OCLC Support if there is a requirement for a refinement on a particular field that is causing a problem
Equals	This option remains unchanged – a case sensitive match on the entire value
Begins with	This option provides the same functionality as given by “Similar to” prior to Service Pack 11 – a case sensitive match on the start of the text.  In many cases this option will perform significantly better than “Similar to”. It is therefore highly recommended that this option be chosen for Saved Searches
Not equals	This option remains unchanged – a case sensitive match on the entire value to exclude results
Coalesced	This is a new option intended to facilitate refinements for fields that contain data such as telephone numbers, postcodes or other code values. It will carry out a case insensitive match on only the letters and numbers entered.  For example, “01142677502” will match “(0114) 267-7502”, and “s14lw” will match “S1 4LW”
Between	This is a new option – a case sensitive match to facilitate a range search. This option can be useful, for example, to limit a title search to titles that have a copy record with a shelfmark between the two values entered.  The match is inclusive at both ends of the range. For example, specifying between “123” and “456” will include both “123” and “456”. However, it will not include “456.7”
Before	This option remains unchanged – a case sensitive match to facilitate an open-ended range search
After	This option remains unchanged – a case sensitive match to facilitate an open-ended range search

An additional improvement has been made to the Select List Refinements dialog, enabling a search within the items and providing Select All / Deselect All buttons:



The search operates in the same fashion in that it lists the items whose value **starts with** the letters entered, then items **containing words that start with** the letters entered, and finally items **containing the letters entered anywhere** in their value.

The Select All and Deselect All buttons act only on the items that are visible. Selections are preserved even if the item is not visible. The user can therefore search for “John”, click “Select All”, search again for “Smith” and click “Deselect All”. This will result in a list of values containing “John”, but not “Smith”.

(OLB-13998, OLB-14476, OLB-7148) (S&W NHS, South Downs College)

## 2.2. Minor Enhancements

IMS Ref.	Description
OLB-13932	<p>If you click through from an item in a hitlist to display the details screen, then return to the hitlist, you are now returned to the same place in the hitlist rather than to the top of the hitlist.</p> <p>(S&amp;W NHS)</p>
OLB-13942	<p>A new option has been included on the hitlist to enable you to modify the selected record straight from the hitlist, rather than having to display the record details screen first and then click Modify Record.</p> <p>The hitlist now includes the <b>Modify this record</b> icon to the right of the record’s checkbox for records that the user is allowed to edit. For example:</p> <p>Here, you can see that the Draft sheet is editable. Hovering over the icon presents the tool-tip shown.</p> <p>To edit the record, simply click the <b>Modify this record</b> icon. There is no need to select the record first, or to click on the record to display the record details screen. Clicking the record’s <b>Modify this record</b> icon will display the record directly in modify mode.</p> <p>(S&amp;W NHS)</p>
OLB-11648	<p>It is now possible to verify that the Normalise Services are functional. This is achieved by previewing the new system report, SYS006 - Normalisation Test.</p> <p>This will give the brief output: Normalisation Test</p>



	<p>Input : "What does this normalise to?" Result: "what do thi normalis to"</p> <p>The report can also be utilised to ascertain the normalisation result for any other text by specifying the text in the <b>Input Value</b> parameter and clicking the Preview Report button.</p> <p>It is also useful as a means of ascertaining a normalised value based on the rules that are in effect.</p> <p>Finally, use its GETStream URL to test the Normalise Services remotely: <a href="http://sp11.olib.oclc.org/olibweb/GETReport.jsp?reportno=-34&amp;param1=What%20does%20this%20edited%20text%20normalise%20to?">http://sp11.olib.oclc.org/olibweb/GETReport.jsp?reportno=-34&amp;param1=What%20does%20this%20edited%20text%20normalise%20to?</a></p> <p>Replacing sp11.olib.oclc.org/olibweb with your OLIB system's baseline OLIB Web URL.</p> <p>Note that the string that you want to normalise can be included as param1. However, it will have to be URL-encoded, e.g. substituting spaces with %20</p>
<p>OLB-14478</p>	<p>The online help is now presented without options to hide the toolbars. This facilitates the browser preference for new tab vs new window and allows the browser's back button to remain accessible during Help navigation</p>
<p>OLB-14380</p>	<p>The Normalise Services now always utilise a dedicated server connection.</p> <p>This change requires a duplication of a section in the server.xml for all systems, with some modifications, i.e.:</p> <pre data-bbox="507 878 1385 1191"> &lt;Resource name="jdbc/dedicatdedb"   type="javax.sql.DataSource"   driverClassName="oracle.jdbc.driver.OracleDriver"   auth="Container"   maxTotal="300"   minIdle="0"   maxIdle="0"   maxWaitMillis="10000"   username="[LIVE CONFIG USERNAME]"   password="[LIVE CONFIG PASSWORD]"   url="jdbc:oracle:thin:@(DESCRIPTION= (AADDRESS_LIST=(ADDRESS=(PROTOCOL=TCP)(HOST=[DB HOSTNAME])(PORT=[DB PORT]))) (CONNECT_DATA=(SERVER=DEDICATED)(SERVICE_NAME=[DB SERVICE NAME])))" /&gt;                 </pre> <p>This change is also available for SP10 in OLIB Web 2.2.10.1</p>

### 2.3. Bug Fixes

IMS Ref.	Description
<p>OLB-14386</p>	<p>If the help text for a control contains a double quote (") character, then the help text tool-tip was being truncated. To correct this, OLIB Web has been amended to HTML-encode the help text for HTML display prior to usage as the tool-tip, thus ensuring that other characters that may be present do not introduce other problems.</p> <p><i>This change was also included in OLIB Web 2.2.10.1.</i></p>
<p>OLB-8220</p>	<p>Various security issues identified by OCLC testing have been addressed.</p> <p>(NERC)</p>
<p>OLB-14299</p>	<p>The colour picker did not work when trying to set the various fore and background colours whilst editing a style. This has been corrected by replacing the colour picker with a new colour picker that provides enhanced colour picker facilities</p>
<p>OLB-14510</p>	<p>A title search for a title containing an apostrophe in which the search term is prefixed with a wildcard and includes the apostrophe failed in OLIB Web. This has been corrected.</p> <p>(S&amp;W NHS)</p>

### 3. USER MANAGEMENT, USER GROUPS AND LOCATIONS

#### 3.1. Minor Enhancements

IMS Ref.	Description
OLB-14438	<p>It is now possible to refine a user search by user group. The filter enables searches to be restricted to users who are direct members of the selected user groups.</p> <p>Note: groups can be set up in a hierarchy, e.g. Group A, with its own list of members, can be a member of Group B. However, the new facility to refine a search by user group is limited to users who are direct members of the selected groups. It will not include users who are members of any groups that are members of the selected groups</p>
OLB-8202	<p>It is now possible to refine a location search by area.</p> <p>(NE NHS)</p>
OLB-14469	<p>It is now possible to refine a user search by standard borrower trap message.</p> <p>(S&amp;W NHS)</p>
OLB-9196	<p>The User List Of Loans notice has been changed so that it is now sent to users a given number of days in advance of the user's membership expiry date, irrespective of whether they have items on loan. Previously it was only sent if the user had at least one item on loan.</p> <p>(NE NHS)</p>
OLB-13159	<p>It is now possible to configure a User Account Update Alert notice so that, when a user's location is changed, an alert is sent to the old location to notify them that the user has registered with a different location, so that they can discard any paperwork they may have.</p> <p>The user account update alert must be configured as follows:</p> <ul style="list-style-type: none"> <li>- The locations that want to implement this must add their location key ID to the Locations field, e.g. ;LOC1;LOC2;</li> <li>- Transmit Type must be set to <b>To user's former location</b></li> <li>- Enter the email addresses to which the email should be sent in the To List field</li> <li>- Set Fields To Watch to XLOC (no semi-colons, double quotes or anything else - just XLOC)</li> <li>- Set Enabled to Yes</li> </ul> <p>(S&amp;W NHS)</p>

#### 3.2. Bug Fixes

IMS Ref.	Description
OLB-14499	<p>Repetitive changes to a user record's expiry date were causing a "bloating" of the update audit trail. Particularly during daystart, if a user record was repeatedly imported and updated, then each expiry date change appeared in the audit trail.</p> <p>The update audit trail facility has therefore been amended so that consecutive changes by the same staff member (or daystart) appear as one change to the latest value on the most recent date.</p> <p>A conversion has been added to the Service Pack installation to carry out this merging of audit trail records retrospectively for consecutive changes by the same user.</p> <p>(Lincoln College)</p>

## 4. CIRCULATION

### 4.1. Configurable Transaction Types List on the I/R/R Screen

It is now possible to configure the content and order of the entries in the Transaction Type drop-down list on the I/R/R screen. This can be defined at user category level, location level and system level.

If the Transaction Types list has been defined at user category level (currently logged in user), it will be used in preference to any definitions that have been defined at location or system level. If it has been defined at location level (PC Location), it will be used in preference to the list that is defined at system level.

A default system level Transaction Types list is delivered with Service Pack 11. This can be viewed on the OLIB Defaults User/Circ screen:

**Circulation Defaults**

I/R/R Transaction Types   [Add to list](#)

Or	Transaction Type
<input type="checkbox"/> 1	Auto
<input type="checkbox"/> 2	Issue
<input type="checkbox"/> 3	Return
<input type="checkbox"/> 4	Renewal
<input type="checkbox"/> 5	Unseen Renewal
<input type="checkbox"/> 6	Hold
<input type="checkbox"/> 7	In Transit Issue
<input type="checkbox"/> 8	In Transit Receipt

[Select All](#) [Deselect All](#) [Delete](#) [Up](#) [Down](#)

The list can be configured as follows, with the OLIB Defaults record in modify mode:

- **Changing the order:** use standard **Up** and **Down** re-sequencing facilities to change the order of the entries in the list
- **Adding a transaction type:** to add a transaction type to the list, select it from the drop-down list immediately above the list, and click the **Add to list** button. This adds the new transaction type to the end of the list. To insert a transaction type in a specific position in the list, enter the position number in the sequence field to the left of the drop-down list, then select the transaction type and click the Add to list button. The items at and below that position will be shuffled down to accommodate the new transaction type
- **Removing a transaction type:** to remove an item from the list altogether, select it and click the **Delete** option. Subsequent entries in the list will be shuffled up so that the gap in the sequence numbering is filled

An equivalent block of fields is included on the Location Circ. Details screen:

**General Circulation Parameters**

I/R/R Transaction Types   [Add to list](#)

Order	Transaction Type

Stop OPAC Circ. Transactions Default

and at the bottom of the User Categories Details screen:

**Workflow Parameters**

I/R/R Transaction Types   [Add to list](#)

Or	Transaction Type

[Delete](#) [Up](#) [Down](#)

[Save and Close](#) [Save and Continue](#) [Refresh](#) [Cancel](#)

These fields can be used to configure the Transaction Type drop-down list at location and/or user category level.

As part of this development, the **Issue In Transit** transaction type has been renamed to **In Transit Issue**. Similarly, the **Return In Transit** transaction type has been renamed to **In Transit Receipt**.

(Colombia, Logos, Lincoln College, Shropshire NHS, S&W NHS, NE NHS)

## 4.2. Minor Enhancements

IMS Ref.	Description
OLB-13913	<p>It is now possible for libraries to specify how return dates are calculated when the return date falls after the user's expiry date but during a closed calendar period.</p> <p>A new field has been added to the Calendar record, <b>Allow Issue To Exp. Date?</b>.</p> <p>When an item is issued to a user and the user's membership expiry date falls before the return date, if the expiry date falls during a location or global closed calendar period, Allow Issue To Exp. Date is examined to determine what to set the return date to.</p> <p>If Allow Issue To Exp. Date is set to Yes in the location's calendar record, the return date is set to the user's membership expiry date (or, if this falls on a day on which the library is closed, the first open day before then).</p> <p>If Allow Issue To Exp. Date is set to No, the return date is set to the first open day before the user's expiry date (i.e. the first open day before the calendar start date).</p> <p>If Allow Issue To Exp. Date is null in the location's Calendar record, the Allow Issue To Exp. Date field in the global calendar record is examined in the same way if such a record has been defined. If the Allow Issue To Exp. Date field has not been set in the global calendar record (i.e. if it is null), it will be treated as if it were set to No, i.e. the return date will be set to the first open day before the user's expiry date (i.e. the first open day before the calendar start date).</p> <p>(City of Bristol College)</p>
OLB-7914	<p>The enhancement request to include an Issue Location field on the IRR screen was logged in March 2007. This was in the context of WorldView, in which issue desk operators were not typically able to change the PC Location. OLIB Web is now the preferred admin client, and in OLIB Web, the change location drop-down list in the top right corner of the screen delivers this functionality. Changing the location here takes immediate effect in changing the PC Location, i.e. all subsequent circulation transactions are recorded as having taken place at the new PC Location. Specifically, you do not have to clear the IRR screen, close it down and re-open it. This requirement has therefore been marked as Resolved in SP11.</p> <p>(Shropshire NHS)</p>
OLB-11041	<p>The Return in Transit transaction was deemed to be confusingly named. It has therefore been renamed "In Transit Receipt". In conjunction with this, the Issue In Transit transaction type has been renamed "In Transit Issue".</p> <p>(NE NHS)</p>
OLB-9549	<p>The reservations filters have been enhanced so that you have the option of filtering by copy location or by user location.</p> <p>To refine a reservation search by user location, use the <i>Users / Location</i> refinement option. To refine a reservation by copy location, use the <i>Reserved Copies (for filtering) / At Location</i> option.</p> <p>(S&amp;W NHS)</p>

<p>OLB-7917</p>	<p>OLIB now records the date and time on which a copy was flagged as Lost.</p> <p>A new field has been included in the Copies domain, <b>Recorded As Missing On</b>. This field is set to the current date and time whenever a copy's status is changed to a status that has its Lost Status field set to Yes.</p> <p>(Lost Status is a new yes/no field in the Copy Statuses domain. It is set to Yes for the CLOST and WRDW copy statuses when SP11 is installed. If your OLIB system includes other copy statuses that represent a Lost or Missing status, their Lost Status field should be set to Yes manually.)</p> <p>If the item is recovered and you want to re-activate the copy record, you should clear the Recorded As Missing On field manually once you have changed the copy status.</p> <p>The Recorded As Missing On field is added to the bottom of the standard Copies layout's Main Details sheet when SP11 is installed. If you use locally-defined layouts for your copy records and you want to use the Recorded As Missing On field, you will need to add it manually using Layout Manager</p>
-----------------	---

---

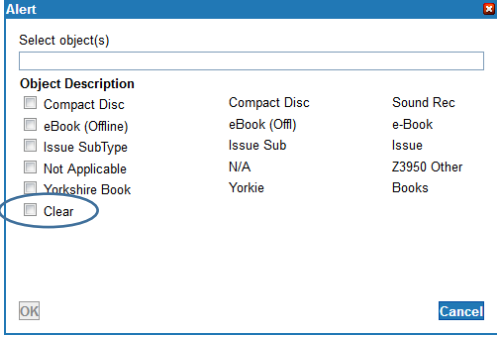
### 4.3. Bug Fixes

---

IMS Ref.	Description
<p>OLB-14406</p>	<p>If an overdue item that had a Ready To Send overdue notice was returned before the overdue notice had been sent, then re-issued, and then became overdue to the new borrower, the Ready To Send entry in the old borrowers Overdue Notices list (which by now says "Overdue/Recall notice not sent – item returned before notice could be sent") had a date and time in the Sent/Due To Be Sent column. This was the date and time on which the overdue notice was due to be sent to the new borrower.</p> <p>This was resulting in confusion in interpreting the exact status of the overdue notices. It has therefore been corrected so that the Sent/Due To Be Sent column in the old borrower's Overdue Notices list is now blank.</p> <p>(Shropshire NHS)</p>

## 5. CATALOGUING

### 5.1. Minor Enhancements

IMS Ref.	Description
OLB-14332	<p>When using Bulk Copy Entry functionality, the location element now includes all possible locations if the system is not flagged as bureau'd.</p> <p>(Colombia)</p>
OLB-14360	<p>OLIB now includes configuration options to enable it to suggest publisher and/or places of publication based on the authors assigned to the title.</p> <p>To implement this, the Title Publication layout can be extended to include drop-down lists for publishers and places that are associated with other titles that are linked to the authors for the title being catalogued. The attributes are called:</p> <ul style="list-style-type: none"> <li>• Place Hints (pub_place_hints)</li> <li>• Publisher Hints (pub_publisher_hints)</li> </ul> <p>Attributes are also available in the Titles domain for rapid entry of publication details:</p> <ul style="list-style-type: none"> <li>• Place Hints (ti_place_hints)</li> <li>• Publisher Hints (ti_publisher_hints)</li> <li>• Publication Date Entry (ti_pub_tdate)</li> <li>• Add Publication Line Button (ti_imprint_add)</li> </ul> <p>These lists can be extended by setting a value for <b>Favourite Sequence</b> in the publisher or place record. A negative value in this field will always present the record and it will appear above any publishers that are associated with the authors that are linked to the title.</p> <p>A positive value in the Favourite Sequence field will add the record to the end of the list, if the configuration allows for more records to be shown. This limit can be managed by amending the <i>No. Of Places Of Publication To Suggest</i> and <i>No. Of Publishers To Suggest</i> fields in OLIB Defaults. Both of these fields default to 5 if there is no value present.</p> <p>The above changes were also made available for SP10 in RSD-1010-OLIB14351.</p> <p>(FamilySearch)</p>
OLB-14358	<p>The automatic generation of high density shelfmarks has now ceased.</p> <p>The above change was also made available for SP10 in RSD-1010-OLIB14351.</p> <p>(FamilySearch)</p>
OLB-12235	<p>A new action is available to update the title media sub-type to a value suitable for the selected titles' media type. The <b>Update title media sub-type</b> action can also clear the media sub-type from the selected titles, using the <b>Clear</b> option at the end of the list of media sub-types:</p>  <p>The screenshot shows a dialog box titled 'Alert' with a close button in the top right corner. It contains a text input field labeled 'Select object(s)'. Below this is a section titled 'Object Description' with a list of checkboxes and their corresponding labels: Compact Disc, eBook (Offline), Issue SubType, Not Applicable, Yorkshire Book, Compact Disc, eBook (Off), Issue Sub, N/A, Yorkie, Sound Rec, e-Book, Issue, Z3950 Other, and Books. The 'Clear' checkbox at the bottom of the list is circled in blue. At the bottom of the dialog are 'OK' and 'Cancel' buttons.</p>

	<p>Additionally, the Update title *** methods have been extended to handle larger numbers of records selected at a time. The messaging has been updated to cater for larger lists of updated title numbers.</p> <p>(LCM)</p>
OLB-10399	<p>A field has been included in Places for the MARC Country code. This 3-character code will be included in positions 15-17 of Tag 008 when a title record is exported in MARC format.</p> <p>(Colombia)</p>
OLB-9045	<p>It is now possible to enable filtering on the Note 1 – Note 30 fields in the Titles domain. It is also possible to enable filtering on the Date 1 – Date 10 fields and the Yes/No 1 – Yes/No 20 fields. However, note that the filters are not enabled by default.</p> <p>(FamilySearch)</p>
OLB-14449	<p>It is now possible to search for Object records which have no linked records by using the new <b>Blind Objects</b> search in the Object domain. This search returns objects that are not stored in the database and which have no links to catalogue items.</p> <p>(S&amp;W NHS)</p>
OLB-5822 OLB-14341	<p>It is now possible to delete objects that are not linked to a title from the Objects search in the cataloguing domain.</p> <p>(IMechE, BIS)</p>
OLB-14454	<p>The Titles Audit trail has been separated into two lists. The existing Audit Trail attribute will exclude changes made by daystart or OLIBWVSYS. An additional attribute, <b>Audit Trail (system updates)</b>, can be added to your Titles layouts to show these system changes if required.</p> <p>(S&amp;W NHS)</p>
OLB-11480	<p>The Title ISBN (Full layout) and Title ISSN (Full layout) have been revised so that they present MARC21 fields rather than UK MARC fields.</p> <p>(National Library Service of Barbados)</p>
OLB-14401	<p>Quick data entry facilities have been added to the Title Borrowers attribute in the Titles domain, so that the same user can be quickly added several times using a different link type each time.</p> <p>If this functionality is required, use Layout Manager to add the Users, Users Combo, Title/User Link Types and Users Add Button attributes to the Titles layouts. It is recommended that they are set to Hide If Null=Yes so that they are not displayed until you switch to modify mode.</p> <p>Users who are already linked to the title record (i.e. the ones that are listed in the Users field) will also be listed in the Users Combo drop-down list. To link a user who is listed in the Users field to the title record using another link type, select that user in the Users Combo field, select the link type in the Title/Users Link Types field, and click the Add button.</p> <p>Repeat this process as many times as required using a different link type each time. Note that the same user cannot be linked to the same title more than once using the same link type.</p> <p>(NRW)</p>

## 5.2. Bug Fixes

IMS Ref.	Description
OLB-14354	Auditing of the Include in Titles Copy Count field on Oracle 11g systems prevented the I/R/R screen from working correctly. This has been corrected.

	(New College Nottingham)
OLB-14407	An error occurred when trying to attach an author to a title that was in double quotes. This has been corrected.  (New College Nottingham)
OLB-14409	Personal names that do not have forenames used to display with an extra comma. For example, Henry IV's entry displayed as: <ul style="list-style-type: none"> <li>• Henry IV, , King of England, 1399-1413</li> </ul> This has been corrected to avoid the duplication of the comma.  (FamilySearch)
OLB-14165	On some systems, it was not possible to add new copies to a title if a shelf was selected. It failed with a "ChangeMethod has different values for already set field" error.  This has been remedied by changing the obsolete Shelf attribute to the new Shelf attribute on all Copies layouts.  (NE Scotland College, Shropshire NHS, S&W NHS)
OLB-14403	The error when saving a record after entering birth-death year information in the textual date field for Names has been corrected.  (S&W NHS)
OLB-14237	OLIB did not always set the repeat sequence correctly for ISBNs. This has been resolved.  (S&W NHS)
OLB-14504	The Surname/Forename/Initials (exact match) search did not populate the surname field with the search term if a new record was launched after a failed search. This has been corrected.  (S&W NHS)



---

## 6. KEYWORD INDEXING AND SEARCHING

---

---

### 6.1. Minor Enhancements

---

IMS Ref.	Description
OLB-6285	<p>The ISBN 10/13 conversion is now capable of being included in the Keyword Index.</p> <p>Any keyword indexes which include ISBNs at the time of the upgrade will be automatically updated to incorporate this change.</p> <p>The Keyword index will need to be rebuilt in order for this to take effect.</p> <p>As part of this work, an issue was identified with synchronising the keyword index following the deletion of Alternative Titles, Control Numbers, Copies or Notes (if included in the index). This has been remedied</p>

---

### 6.2. Bug Fixes

---

IMS Ref.	Description
OLB-14508	<p>Words Anywhere or Keyword searches failed if the search string started with an "And", for example "And The Mountains Echoed". This has been corrected.</p> <p>(S&amp;W NHS)</p>

## 7. OPAC

All changes described below are in Folio only unless otherwise specified.

### 7.1. Minor Enhancements

IMS Ref.	Description
OLB-14335	<p>A StraightToUser facility is now available in Folio. This can be achieved by adding <b>?barcode=xxxx</b> to the Folio URL.</p> <p>If the user has a password on their account, or if Folio is configured to require a password, then the login menu will be presented and the login will not complete unless the correct password is entered.</p> <p>Normal rules will be applied with regard to temporary passwords, User Account Expiry dates and Ban settings.</p> <p>For backward compatibility, “?xbarcode=” and “?ybarcode=” are synonymous with “?barcode=”.</p> <p>(IMechE)</p>
OLB-13804	<p>It is now possible to mark an author in such a way that it is not included in the Folio facet list even though it is linked to titles in the hitlist. A new attribute called <b>Exclude From Folio Authors Facet</b> has been added to facilitate this. (Note that this attribute is not added to the Author layouts during the Service Pack installation.)</p> <p>(S&amp;W NHS, Defra/Natural England)</p>
OLB-14422	<p>A record can now be displayed in Harvard citation format on the hitlist and/or the details screen, using the following configuration options:</p> <ul style="list-style-type: none"> <li>- the hitlist display can be configured to display the record in Harvard format by adding &lt;THARVARD&gt; to the Format Text field in the relevant OPAC Title Hitlist Format 1 records. If this is done, you should also set the g_hitlist_title_display2 setting to &lt;br/&gt; in order to include a blank line separator between records</li> <li>- selected records can be downloaded/emailed in Harvard format by linking to the relevant Titles Output Format record with &lt;THARVARD&gt; in the Format Text field</li> <li>- the Harvard format citation display can be displayed instead of the title on the details screen by setting Format Text to &lt;THARVARD&gt; in the relevant OPAC Title Details Title Display Format 1 records. You should also exclude all the entries in the tidetails array</li> <li>- the Harvard format citation display can be included as one of the fields underneath the title on the title details screen by including a tidetails array entry with output_format2 in the Value field, the field label in Value 2, and &lt;THARVARD&gt; in Value 3</li> </ul> <p>(Defra/Natural England)</p>
OLB-7571	<p>It is now possible to change the width and sequence of the columns in the Copies table on the title details screen.</p> <p>This can now be implemented with two changes:</p> <ol style="list-style-type: none"> <li>1) Using the “cfg_copy” option in the “tidetails_tabs” array</li> <li>2) Enabling a suitable output format of the type “Folio Title Availability Content”</li> </ol> <p>A sample Output Format is provided, <b>Default Folio Title Availability display</b>. This is delivered as Excluded, but provides the values that are used as the default format as follows:</p> <p><b>Domain:</b> Copies (Required)  <b>Type:</b> Default Folio Title Availability display (Required)  <b>Media Type:</b> The media type for which this output format is pertinent. If not specified,</p>

	<p>the format will apply to all media types where there is no format specifically nominated</p> <p><b>Location:</b> The user or SSI location for which this output format is pertinent. If not specified, the format will apply to all locations where there is no format specifically nominated</p> <p><b>Call Ref:</b> A mandatory field used, in the example, to provide some functional description</p> <p><b>Header Call:</b> A list of column headings for the table to show in Folio. One heading per line. Optionally a heading may start with a width, e.g. <b>10% Barcode</b>. If, as with the default, no widths are specified then the width of the table is determined by the browser and the content of each column at the time the information is displayed</p> <p><b>Footer Call:</b> A SQL clause to replace the default "ORDER BY" clause. This can be used to list the user's location's copies records first or to sort by different criteria</p> <p><b>Format Text:</b> A standard configurable output format value with OLSTF Tags from the Copies domain. There are two special handlers:</p> <p style="padding-left: 20px;">Copy Status: {status: ... s}                  This is used to identify the status value for self-issue processing                  If not present, it will be added to &lt;CP_CZD&gt; or &lt;CP_CZSD&gt;</p> <p style="padding-left: 20px;">Location profile: {locprofile: ... l}                  This is used to identify the <a href="#">hyperlink</a> for the Location Profile                  If not present, it will be added to &lt;CP_LOLD&gt; or &lt;CP_LOSD&gt;</p> <p>On the second sheet, the <b>Enabled</b> setting is used to determine whether this output format should be in effect.</p> <p>Changes to this output format take immediate effect in Folio.</p> <p>(NERC, S&amp;W NHS)</p>
<p>OLB-14379</p>	<p>It is now possible to delete OPAC reviews, using the Delete option which is displayed immediately below the OPAC Reviews list box on the title details screen, enabled with the title in modify mode and having selected the reviews to be deleted.</p> <p>(New College Nottingham)</p>
<p>OLB-8128</p>	<p>If the Folio title details screen is configured in such a way as to display the ISxN, the short description of the ISxN Types record associated with the first ISxN linked to the title is used as the field label. This corresponds with how it is coded in WebView.</p> <p>This means that whatever is in the Value 2 field for the tidetails.isn setting is now redundant, with the exception of the final (or only) character. This final character is used to determine whether a colon is added to the end of the ISxN Types short description. If it <b>is</b> a colon, a colon <b>will</b> be appended to the ISxN type short description. If it is <b>not</b> a colon, a colon will <b>not</b> be appended to the ISxN short description.</p> <p>(NERC)</p>

## 7.2. Bug Fixes

IMS Ref.	Description
<p>OLB-14381</p>	<p>It was found that Folio had become susceptible to cross-site scripting attacks. Where identified, this has been remedied. For security reasons, details are not included here.</p> <p>(CoBC)</p>
<p>OLB-14474</p>	<p>The Other Information tab was causing the whirly circle cursor to display when you hovered over the title details section in Folio. This has been corrected</p>
<p>OLB-14467</p>	<p>Brackets were duplicated in the ISBN field. This has been corrected.</p> <p>(Folio and WebView)</p>
<p>OLB-14500</p>	<p>Attempting to navigate to a Folio system in a JavaScript enabled browser that does not allow cookies caused the session to repeatedly refresh. This has been corrected</p>

---

## 8. FUNDS AND ACQUISITIONS

---

---

### 8.1. Bug Fixes

---

IMS Ref.	Description
OLB-14514	A change made in SP8 meant that it was no longer possible to delete order records with order items linked. This has been corrected so that order records can now be deleted in the usual way.  (New College Nottingham)

---

## 9. SERIALS MANAGEMENT

---

---

### 9.1. Minor Enhancements

---

IMS Ref.	Description
OLB-14356	The Titles by Copy Barcode search now returns issues and bound volumes.  The above change was also made available for SP10 in RSD-1010-OLIB14351.  (FamilySearch)
OLB-14468	It is no longer possible to delete a location if it is marked as the owner or check-in location in one or more serial copy records.  (S&W NHS)

---

### 9.2. Bug Fixes

---

IMS Ref.	Description
OLB-4739	The Update Copy status method has been corrected on the Check In screen.  Note that the Copies list box does not auto-refresh after using the Update copy actions. It is necessary to click the Refresh option to see the changed copy status or location

---

## 10. REPORTS, ALERTS AND SDI

---

### 10.1. OLIB Reports

---

The Reports domain in OLIB has been re-designed to enable it to be used as the reporting solution for OLIB, to replace J4O.

The major components of the changes include:

- Drop-down lists to aid the completion of runtime parameter values
- Preview and run the report directly from the report's main page
- Record the previous report output and parameter usage
- Separate the scheduling, definition and history elements of the report onto separate sheets
- A button to generate a GETStream URL based on the parameter values
- A selection of output formats, including as the email body or as an attachment in PDF, MS-Word, comma separated (for MS-Excel), or HTML
- Record the user who was authenticated when the report was executed
- Incorporate rolling date capabilities and academic year configuration
- Simplify the method of delivering new reports

A comprehensive description of OLIB Reports is included in a separate document (OLIBReports.docx/pdf).

(OLB-7388)

---

### 10.2. OLIB Reports Repository and OLIB Reports Exchange

---

The OLIB Reports Repository will be hosted and maintained by OCLC. A list of the reports in this repository will be maintained and made available to OLIB customers, together with URLs to retrieve the report definitions using OLIB Reports Exchange (see below).

The list of reports in the repository can be viewed in your browser using the following link:

<https://reports.olib.oclc.org/repository/GETReport.jsp?reportno=-33>

Service Pack 11 also includes a report exchange facility to download new and modified reports from this repository straight into your OLIB system. OLIB Reports Exchange can also be used to copy reports from one OLIB system to another, so that OLIB users can share reports amongst themselves. OLIB Reports Exchange is also described in detail in OLIBReports.docx/pdf.

(OLB-14389)

---

### 10.3. Minor Enhancements

---

IMS Ref.	Description
OLB-14056	There is now an option to specify Current or Expired membership status on the broadcast notice configuration. A user's membership is deemed expired if their expiry date is prior to the current date and time. Otherwise their membership is deemed current.  (The Manchester College)
OLB-13919	The new OLIB Reports version of CI007 displays the course long description in full. In the J4O version, it was being truncated to 10 characters, and in many cases this is insufficient to be able to identify the course.  (Leeds College of Music)

OLB-7399	<p>OLIB Reports includes a new report, <b>CA015 – Potential Duplicate Titles</b>, which lists all titles with one or more duplicates (defined as having identical first 50 characters of the normalised title and subtitle). The “main” title is the one with the lowest title number, i.e. the one that was entered first in the database). Duplicate titles are listed under each main title. The title numbers are included in the report as well as the titles. It includes a runtime parameter for the media types to exclude, and it is configured to exclude the BVOL, LLFPT, NONC, _RSRC and SISS media types by default.</p> <p>(S&amp;W NHS)</p>
----------	--

---

## 10.4. Bug Fixes

---

IMS Ref.	Description
OLB-14363	<p>The Copies OLSTF Tags were not replaced with the copies' details in a Res Rec'd alert if one of the copy records was linked to a shelf with a key ID longer than 5 characters. This has been corrected.</p> <p>(NE NHS, S&amp;W NHS)</p>
OLB-14371	<p>The number of alerts (including overdues) that were being generated was being unnecessarily limited to 200 during various stages of processing. This limit has been removed.</p> <p>This fix is available for SP8 in RSD-0810-OLIB14374, for SP9 in RSD-0910-OLIB14375 and for SP10 in RSD-1010-OLIB14376</p>
OLB-13952	<p>If an OLIB Reports report failed when sending the email, then the results that were gathered thus far were retained and included at the start of a subsequent report run if this was carried out in the same session. The reporting package has been modified to discard this previous data to avoid corruption of subsequent report output</p>
OLB-13953	<p>The J4O version of EN001 returned an error if non-numerical data had been entered in a field in which the report was expecting to see only numerical data. The new OLIB Reports of EN001 does not return an error under these circumstances</p>

## 11. DATA EXCHANGE / LINK CHECKER / Z39.50 SEARCHING


This section includes summaries of the various enhancements and bug fixes to the import and export processes that are included in OLIB 9.0 SP11.

### 11.1. Subset Synchronisation with 3<sup>rd</sup> Party Discovery Services

It is now possible to automate the synchronisation of a subset of the catalogue data from your OLIB system to a third-party discovery system or WorldCat.

The most important changes are described below.

**WorldCat / FTP Information**


Files Sent and Retrieved 

Limit 952 Locations?  Yes

Hierarchical Copies Handling

Track Status?  No Retain Sent Files?  Yes

Uncompressed Local File Size Limit  Uncompressed Target File Size Limit

Withdrawn Folder 

#### Files Sent and Retrieved

This is a list of files that have been retrieved from OCLC as part of the WorldCat synchronisation processing, together with the latest file sent if **Retain Sent Files?** is set to Yes.

#### Limit 952 Locations

This option will limit the copy information included in the data supplied to the FTP server to copies for those locations that are included in the title set.

This requires usage of a MARC21 Configurable Copies Output Format.

#### Hierarchical Copies Handling

This option allows control over which copy information is supplied for multi-volume records. The option most suitable for your chosen discovery system should be used.

This requires usage of a MARC21 Configurable Copies Output Format.

#### Track Status?

This option will prevent other libraries who share your OLIB system from being hindered if they attempt to delete titles that have mutual copies. There are other checks to prevent deletion of titles with copies at certain statuses. Setting **Track Status?** to No will also mean that every time the data is sent, all the titles will be sent.

#### Uncompressed Local File Size Limit

This, measured in kilobytes, is the largest size of file that will be stored uncompressed as a *Sent File* or email attachment. If the option to attach the file to the reporting email has been set, this sizing also determines whether the email attachment is compressed.

The system will not attach a file (compressed or otherwise) to an email if the file is more than 2MB. Leaving this field empty will mean that the file will never be compressed. Setting this to zero will mean that the file will always be compressed. When compressed, the file extension will be ".gz" and is not compatible with Windows Compressed Folders.

#### Uncompressed Target File Size Limit

This, measured in kilobytes, is the largest size of file that will be sent uncompressed to the target. Leaving this field empty will mean that the file will never be compressed. Setting this to zero will mean that the file



will always be compressed. When compressed, the file extension will be “.gz” and is not compatible with Windows Compressed Folders.

**Withdrawn Folder**

If a Title is modified such that it is no longer included in the associated title set (for example, all the copies at the included locations have been deleted) and **Track Status?** is not set to No, then the record will be sent as a *Deletion* to this target system. This will be done without marking the title itself as a *Deleted Title* as it may be still required by other locations. When this occurs, the title will be placed into the folder that is specified in this field.

This is the only way to identify such titles without advanced searching and review of the title audit data. The link to the output format is deliberately removed so that, should a copy be re-acquired by one of the included locations, the title will be re-sent automatically to the third-party system as a new record.

(OLB-14368) (NE NHS, S&W NHS)

**11.2. Minor Enhancements**

IMS Ref.	Description								
OLB-12753	The MARC import, export and cataloguing processes have been updated to better handle the various ISxN types for MARC.  (LCM)								
OLB-11163	The OLSTF import process has been extended to enable you to specify that, when a record match is found, it simply adds the holdings to the record already present in the system, without modifying the bibliographic data in any way.  3 new options have been added: <table border="1" style="width: 100%; border-collapse: collapse;"> <thead> <tr> <th>Option</th> <th>Description</th> </tr> </thead> <tbody> <tr> <td>Add Copies for matching records</td> <td>This will match an existing title record and process only the copy data, adding the copy to the title (provided there is no clash with the barcode). If an incoming record does not match an existing title, nothing of the incoming record will be processed</td> </tr> <tr> <td>Add new; Ignore matching records</td> <td>This option will only add new title and copy records. If the incoming record matches an existing title, nothing of the incoming record will be processed</td> </tr> <tr> <td>Add new; Add Copies for matching record</td> <td>This option will add new title and copy records, but will also add copies for matching records as per the first option above</td> </tr> </tbody> </table> (National Library Service of Barbados, S&W NHS)	Option	Description	Add Copies for matching records	This will match an existing title record and process only the copy data, adding the copy to the title (provided there is no clash with the barcode). If an incoming record does not match an existing title, nothing of the incoming record will be processed	Add new; Ignore matching records	This option will only add new title and copy records. If the incoming record matches an existing title, nothing of the incoming record will be processed	Add new; Add Copies for matching record	This option will add new title and copy records, but will also add copies for matching records as per the first option above
Option	Description								
Add Copies for matching records	This will match an existing title record and process only the copy data, adding the copy to the title (provided there is no clash with the barcode). If an incoming record does not match an existing title, nothing of the incoming record will be processed								
Add new; Ignore matching records	This option will only add new title and copy records. If the incoming record matches an existing title, nothing of the incoming record will be processed								
Add new; Add Copies for matching record	This option will add new title and copy records, but will also add copies for matching records as per the first option above								
OLB-8975	The OLSTF import and export processes can now import to and export from the five Copies note fields that were added in Service Pack 5. The tags for a title import/export are <b>CN1</b> through <b>CN5</b> . For a copy export, the tags are <b>CP_CN1</b> through <b>CP_CN5</b> .  These tags can also be included in any output format records, notice format text field and any other places where Titles and Copies OLSTF tags can be included								
OLB-8803	The OLIB MARC import and export process have been extended to include 246 \$b. This work has extended the MARC import and export handling for all tags appropriate for alternative titles. The Alternative Titles domain has been extended to cater for the additional subfields accordingly.  (Shropshire NHS)								
OLB-11884 OLB-5893	It is now possible to copy a MARC variant and its mappings to a new MARC variant.  This enhancement includes a general review of the MARC Mappings layout and the additional of a process to Merge Mapping records to combine the From Indicator values.  (Colombia)								

OLB-14140	<p>The OLIB Z Server has been modified to run a unique search when it receives a title number search request (1=12). This resolves the problem whereby a 3<sup>rd</sup> party discovery service such as EDS issues a 1=12 search request to an OLIB Z Server to request RTAC information to display to its users, using a title number that matches more than one record when it is run as a truncated search, so that the OLIB Z Server returned more than one record. With the title number search now being a unique search, the OLIB Z Server will only return at most one record.</p> <p>(Lincoln College, The Manchester college, NE NHS, NE Scotland College)</p>
OLB-14401	<p>The SU;XXXXX;RCN OLSTF tag has been added so that a subject type-specific subject's record control number can be included in an output format record.</p> <p>(This was required by Natural Resources Wales so that they could include MEDIN vocabulary identifiers in the MEDIN xml that they generate from their datasets metadata records.</p> <p>(NRW)</p>
OLB-11890	<p>The MARC import and export processes have been updated to handle the 264 tag, which was introduced in the September 2011 update.</p> <p>In order to manually catalogue a record to export a 264 tag, the MARC21 Second Indicator attribute should be added to the Title Publication layout in order for the appropriate second indicator to be selected. Once such an indicator is selected, the export will assign tag 264 as there is no overlap between valid indicator values for 260 vs 264 in this position.</p> <p>(Colombia)</p>

### 11.3. Bug Fixes

IMS Ref.	Description
OLB-6716	<p>The MARC import process was defaulting indicator values that were not valid for the tag being processed. To correct this, the import has been updated to ensure that each tag has indicators to process and that the indicator value is valid for that tag.</p> <p>Additionally, when generating a MARC mapping during the import, it will associate all valid indicator values for that tag with the new mapping record</p>
OLB-14402	<p>The EDI Quotes (MARC) process was encountering problems if more than one file was retrieved during the same check. These problems have been remedied.</p> <p>This fix is available for SP10 in RSD-1010-OLIB14415.</p> <p>(New College Nottingham)</p>
OLB-14470	<p>WorldCat Batchload custom cross-reference file responses were being misinterpreted as data sync responses and failing to process. This has been corrected.</p> <p>(Colombia)</p>
OLB-14492	<p>The daystart user import process caused daystart to hang in SP10. This has been corrected.</p> <p>This fix is available for SP10 in RSD-1010-OLIB14493.</p> <p>(The Manchester College)</p>
OLB-14495	<p>The OLSTF Hitlist cache generation process failed when constructing the ARTCIT tag if the serial and issue titles were very long. This has been corrected.</p> <p>(Colombia)</p>
OLB-14434	<p>During an OLSTF import, if the incoming ISxN contains hyphens and a match is found in the database and the matched ISxN does not have hyphens, the incoming ISxN is</p>

	added as a new ISxN to the title record. This has been corrected so that the "duplicate" ISxN is not added
OLB-14451	When the WorldCat synchronisation fails for a record, it was not easy to ascertain which record failed or why. This has been corrected.  (FamilySearch)
OLB-14532	The overnight CONTENTdm ID synchronisation process did not work with the current data model in use by Natural England. It has therefore been re-factored so that it uses the CONTENTdm API to retrieve the CONTENTdm ID and add this to the corresponding title record in OLIB, as well as creating the object link in OLIB to the corresponding record in CONTENTdm.  (Defra/Natural England)

---

## 12. DIGITAL/FILM CATALOGUING

---

### 12.1. Digital/Film Cataloguing

---

The following enhancements were requested by and delivered for FamilySearch for the Digital/Film system:

- \* Have a message appear with the number of deleted duplicates for the Remove All Ungrouped Duplicates (DGS No) method
- \* Allow editing of title notes created in a group record in Digital/Film Projects  
This is now possible for the default notes at Digital/Film Project level as well as the Title Notes at Group level
- \* Change the Groups screen so adding an existing title will ignore other data on the screen rather than deleting it
- \* Allow a default publisher for the Group records  
This is facilitated by selecting the Supplier/Publisher record into the new Publisher field in Admin Client Defaults.
- \* Add ability to assign a Priesthood Area to a geo\_code  
The *Geographic Codes* domain had been extended to provide the ability to link to the *Areas* domain. The *Areas* domain can be found under *User Management Reference Data*.
- \* Add a field to Digital/Film Projects to display the count of ungrouped lines
- \* Include existing titles in the sort by description for groups
- \* Add 5 Yes/No fields to the Films domain

The above changes were also made available for SP10 in RSD-1010-OLIB14351.

(OLB-14349) (FamilySearch)

---

### 12.2. Bug Fixes

---

IMS Ref.	Description
OLB-4216	A Film Note end item entry was causing ORA-06502. This has been corrected.  (FamilySearch)

## 13. INTERNAL / OTHER

### 13.1. Minor Enhancements

IMS Ref.	Description
OLB-14390	<p>It is now possible to configure daystart to operate in a language other than English so that emails such as overdue notices can be sent in the system's preferred language.</p> <p>A new daystart setting has been added to achieve this, <b>NLS_LANG</b>. This represents the value that will be assigned to the NLS_LANG environment variable during the execution of daystart.</p> <p>This has been delivered to Colombia for SP9 systems in RSD-0910-OLIB14394.</p> <p>(Colombia)</p>

### 13.2. Bug Fixes

IMS Ref.	Description
OLB-14171	The title batch deletion process was not deleting internal (staff) notes. This has been corrected
OLB-14383	The renormalisation process was failing if any of the normalisation results were too long for the database columns into which they were being placed, e.g. because the string to be normalised included a series of ampersands, which are normalised to "and". This has been corrected
OLB-14408	OLIB Web rebuilds for hosted customers were encountering problems due to deployment procedure. This has been rectified
OLB-14513	OLIB Web became inaccessible if it was not used within 24 hours of a rebuild. This has been mitigated and the time limit increased to 1 year
OLB-14528	User defined function based indexes occasionally did not survive the expdp/impdp transfer and needed to be re-created manually for the resultant OLIB system to be operational. This has been rectified in SP11 by including a process that identifies broken indexes and rebuilds them, thereby obviating the need for a manual rebuild
OLB-14529	Some historic upgrade actions had not taken place on an in-house system and had to be re-coded
OLB-14531	<p>OLIB Web blocks other sessions when performing a broad title search</p> <p>An intermittent problem was identified with searches that take a noticeable time. This was causing other users' operations to be delayed until the search completed. This has been remedied, with the side effect that record navigation on the details page re-executes the search and will therefore be slower for slow searches</p> <p>(Colombia)</p>

---

## 14. SEARCH REFINEMENT CHANGE DETAILS

---

The changes that have been made to the filtering options are listed below.

Where a filter has been disabled (or added in a disabled state), this can be re-enabled by the system administrator. If a filter has been specifically enabled (rather than left as null) then it will not be disabled during this portion of the Service Pack installation.

### *Addresses domain*

The following fields are now configured for filtering: House Name ; Street ; District ; City/Town ; Region ; Postcode ; Country ; Addressee

### *Check In domain*

The No. Expected, No. Outstanding and No. Received filters are now configured for numeric filtering. This allows for filtering for values such as "between 1 and 3". As a text filter, this would have included numbers starting with 1 (e.g. 10, 111, ...).

### *Copies domain*

The filtering of the following fields has been disabled.

- Exclude From Stock Checks
- Extraction Status
- High Density Storage Shelfmark
- In High Density Storage
- Hide In OPAC?
- Include Copy In Titles Copy Count Y/N
- In Transit Date/Time
- In Transit From Location
- In Transit To Location
- Count of Issues
- Trap Last Added On
- Note 1 – Note 5
- Overdues Suspended?
- Renewal Count
- Date Reserved
- Resource Group
- Shelf
- Sub-Location
- Suspend Overdues On
- Renewal Count (Total)
- Renewal Count (Unseen)
- Withdraw

The filter link labelled Serial Title has been disabled.

### *Fixed length MARC Fields*

All filters have been removed from this domain as they were unusable.

### *OPAC Configuration Settings domain*

The filtering for WebView Config Setting ID, Interface, Sequence 1 and Sequence 2 are now configured as numeric filters.

### *Order Items domain*

The Due Return Date, Needed by and Prepaid Cheque Number filters have been disabled.

The No. Invoiced, No. Ordered and No. Received are now configured as numeric filter options.

### *Places and Publishers/ Suppliers domains*

The filter on the Changes Restricted field has been disabled. A filter on Favourite Sequence has been added in a disabled state.

### *Subjects domain*

The filtering of the following fields has been disabled:

- Include in Keyword Index
- Changes Restricted
- Geographic Name
- Language
- Manual Sort Key?
- Record Source
- Record Status

The filter on Type of Heading or Indexing Level has been removed.

The filter on Number of Linked Titles is now configured as a numeric filter.

### *Titles domain*

The filter on the following fields has been disabled:

- |   |                           |
|---|---------------------------|
| • Accession Date (for Use 1011 attribute) | • Number of Part 2 (MARC) |
| • Additional Conditions                   | • Number of Part 3 (MARC) |
| • Bulk Dates (MARC)                       | • Organisation Type       |
| • Contract Number                         | • OS Easting (LL)         |
| • Create Copy on Check-In                 | • OS Easting (UR)         |
| • Date 1 – Date 10                        | • OS Grid Letter (LL)     |
| • Department (Code)                       | • OS Grid Letter (UR)     |
| • Depositor                               | • OS Northing (LL)        |
| • Form (MARC)                             | • OS Northing (UR)        |
| • Generic Lookup 1 - Generic Lookup 30    | • Review Date             |
| • Musical Form                            | • Subfield Title Display  |
| • Name of Part 2 (MARC)                   | • Title Copy Category     |
| • Name of Part 3 (MARC)                   | • Version (MARC)          |
| • Note 1 – Note 30                        | • Yes/No 1 – Yes/No 20    |

Links to filters in the following domains have been disabled:

- |                                      |                                |
|--------------------------------------|--------------------------------|
| • Copies (User's Loc's Copies First) | • Digital/Films                |
| • Copies (NLSB)                      | • Permission Type              |
| • Copies, Active (LDS)               | • Repeatable User Defined Data |
| • Copies Withdrawn (LDS)             | • Series No.                   |
| • Alert Me Subs                      |                                |

Note that the link to the Copies domain for filtering remains in place.

The following filters have been removed:

- |                                    |                                      |
|------------------------------------|--------------------------------------|
| • Normalised Form (MARC)           | • Normalised Number of Part 1 (MARC) |
| • Normalised Medium (MARC)         | • Normalised Number of Part 2 (MARC) |
| • Normalised Name of Part 1 (MARC) | • Normalised Number of Part 3 (MARC) |
| • Normalised Name of Part 2 (MARC) | • Normalised Version (MARC)          |
| • Normalised Name of Part 3 (MARC) |                                      |

### *Users domain*

The filtering of the following fields has been disabled:

- |                            |                            |
|----------------------------|----------------------------|
| • Trap Last Added On       | • Supervisor               |
| • Note 1 – Note 10         | • Suspend Overdues On      |
| • Overdues Suspended?      | • Suspend Subscriptions On |
| • Resume Overdues On       | • Telephone (Home)         |
| • Seccode                  | • Telephone (Mobile)       |
| • Subscriptions Suspended? | • Telephone (Work)         |

Links to filters in the following domains have been disabled:

- Active User Subs. Service Subs.
- Alert Me Subs (Issues)
- Alert Me Subs (Serials)
- Objects
- Organisation Link Type
- Organisations
- Titles Indexed
- Titles Read
- Titles Scanned
- User Subscription Services

In addition, the Address Types linked domain has been added to enable refining user searches by address type.



---

**15. DOCUMENTATION QUALITY CONTROL SHEET**

---

<i>Document title</i>	<b>OLIB Service Pack 11 Release Notes</b>
<i>Job Reference</i>	POLIBSP11-000401
<i>Author(s)</i>	George Bingham and Tim Scott
<i>Version</i>	2.0
<i>Date</i>	30 June 2017
<i>Status</i>	Released